

Brands Hatch Winter Stages

Saturday 21st January 2017

Competitor Bulletin No 1



Results: <http://www.vola-racing.com/rallypro/nicholls/>



www.brandshatchstages.co.uk

Chelmsford Motor Club

Competitor Bulletin No 1

Issued on 14th January 2017

Thank you for your entry. The organising committee hope you enjoy the day's entertainment.

PASSES

Vehicle Passes are attached to this document. Entry Tickets will be sent under separate cover from MSV's Ticketing System.

ENTRY LIST

The Entry List is on the Event Website.

ENTRANCE TO BRANDS HATCH AND SPEED LIMITS

Entrance to the venue is via the Main Gate at Brands Hatch only (Map Ref 188/569645). You must observe the Speed Limits at all times. There will be Spectators in various areas.

SCRUTINEERING/SOUND TEST

Friday 20th January 16:00 to 19:00

Saturday 21st January 06:15 to 07:45

See Map for location of Scrutineering/Sound Test/Trailer Park and Service Area.

SCRUTINEERING NOTES

- 1 Please check your Overalls, Seat's, FHR's and Helmets are of the correct Specification and are in Date.
- 2 Cars need not be taxed but they must be presented at Scrutineering with the Vehicles Registration Document. A current MOT Certificate must be presented for all cars that are required by law to have one.
- 3 In-Car Video cameras are allowed but must be fitted prior to scrutineering so the fitting can be approved.

PLEASE NOTE RALLY PLATES AND COMPETITION NUMBERS ARE PROVIDED!

TRAILER & AUXILIARY VEHICLE PARKING

The attached map shows the location for Trailers and Auxiliary Service Vehicles. If this area becomes full or is waterlogged, you will be directed to put your trailer close to where you are servicing, but please try to put it on the grass out of the way. A 'one way' system will operate for access to the trailer parking area. Vehicles may be left in the Service Area overnight.

DOCUMENTATION

Friday 20th January 16:15 to 19:30 Brands Hatch Kentagon

Saturday 21st January 06:30 to 08:00 Brands Hatch Kentagon

Competitors are reminded of the MSA's Requirements for Entrants Licences as laid down on the Licence Application form. All Competitors Licences, Club Cards and Permits will be inspected at signing-on together with any Championship Registration Cards. All licences must be signed. Any person who fails to produce a valid licence will be required to see the MSA Steward and complete a licence declaration before they are allowed to start.

CHECK WITH THE MSA BEFORE THE EVENT IF YOU HAVE NOT RECEIVED YOUR 2017 LICENCE. PLEASE NOTE THE FEE FOR NON-PRODUCTION OF A COMPETITION LICENCE IS £67. WE CAN NO LONGER ACCEPT A LICENCE APPLICATION FORM ON THE DAY.

START LIST

A Start List with MTC1 due times will be on display at documentation.

COMPETITOR BRIEFING

All Drivers and Co-drivers must attend the Competitors Briefing which will be held in the Scrutineering Garage at 08:00 sharp. See attached map for location.

You will be given your Time Cards at the Competitor Briefing by the Competitor Liaison Officer at the Competitors Briefing after you have signed a sheet to say you attended.

Topics covered will include but not limited to the following.

Yellow Flag Procedure.

R25.6.4. On passing a Yellow Flag displayed by a marshal wearing a marshals' tabard, the driver MUST immediately and significantly reduce speed as well as being prepared to stop at any time; at no time must they overtake any safety vehicle they encounter on the special stage route. The driver must then follow the instructions of any marshals and/or stage safety personnel and maintain this reduced speed until leaving the special stage.

Failure to comply with this rule will result in Exclusion from the event. R.32.2.(s)

Driver behaviour on the Stages. Including Splits, Merges and Chicanes.

When approaching a Split or Merge you must ensure you are aware of other cars that may be around you. There has been too many reported cases to the MSA of vehicles hitting each other. If this continues to happen we are likely to lose the chance of having lapped stages on events, which will lose mileage and make events difficult to run.

As per the Supplementary Regulations ANY contact between competing vehicles will result in a 10 minute time penalty. SR.25 (v).

There has been much written on the Forums recently regarding delays on Multi Use Special Stage events. A good proportion of these are caused by Competitors destroying Chicanes and other Stage Furniture. Chicanes are there for a reason, please respect them.

Failure to do so will incur penalties. SR.25 (t).

Drivers behaviour on the Road Sections.

All competitors must follow the Speed Limits on Link Roads, They must drive in a sensible manner as there are many other vehicle movements and also spectators.

Failure to comply with this rule will incur a penalty. R.32.2.(i)

SAFETY

You will all be aware of the work that has taken place in the last 24 months regarding Safety on Stage Rallies. The new MSA RALLYFUTURE STAGE RALLY SAFETY REQUIREMENTS now cover Multi Use Rallies. Chelmsford Motor Club has spent a significant amount of time ensuring our event complies with these requirements and we are confident we have achieved this.

As part of this we would ask you all to watch the MSA Video of First on Scene. The link is below.

MSA First on Scene Video

<https://www.youtube.com/watch?v=Xde9mqk7-Ks>

SERVICE AREA

PLEASE SERVICE ONLY IN THE AREAS INDICATED ON THE ATTACHED MAP. IF YOU ATTEMPT TO SERVICE IN ANY OTHER PLACE YOU WILL BE MOVED.

Please help to ensure this venue is kept open for Rallying by not dropping litter anywhere or leaving oil on the ground, oil absorbent materials will be available for soaking up oil. You must take all rubbish including tyres away with you a Black Sack is in your Rally Pack.

The Service Area is a No Smoking area.

The central road through the service area (Colin Chapman Way) must be kept clear at all times. Please see the attached notes issued by the MSA for Service Areas, pay particular attention to the regulation that all cars must be serviced on an Environmental Ground Sheet. Vehicular access to the service area will be restricted after 8:00 am.

FUEL & REFUELLING

Please note Vital Equipment will be on site to supply you with specialised fuels. You must use their Refuel Zone if you are obtaining Fuel from them. If you wish to pre-order your high quality event fuel or contact Vital Equipment on 01981 241169 or email on info@vitalequipment.co.uk

This area is marked on the attached map.

ALL SERVICE VEHICLES MUST HAVE A SUITABLE AND WORKING FIRE EXTINGUISHER AVAILABLE WHEN REFUELLING IN THE SERVICE AREA. THIS CANNOT BE THE FIRE EXTINGUISHER FROM THE COMPETING VEHICLE

OUT OF BOUNDS AREAS

All areas of the circuit, lower paddock and rally stage are out of bounds to competing crews and their associates for the duration of Saturday 30th January and Sunday 31st January 2016 (Apart from visiting Scrutineering). Any persons found in these areas on foot, bicycle etc. will have their entry cancelled and their entry fee will be forfeit. IT IS NOT PERMITTED TO WALK, CYCLE, THE STAGE ROUTE BY ANY MEANS.

CIRCUIT DAMAGE

A reminder to competitors that Motorsport Vision are very sensitive to any damage caused to their venue. If you have a puncture please do not drive on the circuit, but stop and change it. Any damage caused and/or costs incurred will be the responsibility of the competitor. Chelmsford Motor Club and Motor Sport Vision will seek full reimbursement.

MARKERS AND PENALTY MARKERS

Markers & Penalty Markers will be made of Banded Packs of Tyres, Cones, Hard Rubber Blocks (Melba Logs) or Motorway Style Divider Blocks. These will be placed on the inside of most bends to prevent corner cutting.

DRONES

The use of Drones at Brands Hatch Circuit is Prohibited. If you or any members of your crew are caught using one you will be removed from the Circuit

TYRES

Slicks Tyres will be at the venue. Contact Andrew on 0114 247 0485 or email andrew@slickstyres.co.uk by Tuesday for the best deal.

FOOD & DRINK

The Kentagon will open from 7am for refreshments.

COMMENTATORS INFORMATION SHEET

Please ensure you have completed this online.

RALLY FM

RallyFm.net will be broadcasting live from Brands Hatch on the day. To listen on a PC or Laptop go to www.rallyfm.net and click on 'Listen Live' or one of the alternate streams. To listen on your phone, download the Tune in Radio app and search for RallyFM.

AMENDMENTS TO SR'S

SR 7

20th January 2017	16:00 to 19:00	Scrutineering & Sound Test
	16:15 to 19:30	Documentation
21st January 2017	06:00 to 08:30	Sound Test Open
	06:10 to 07:45	Sound Test Open
	06:00 to 08:30	Scrutineering Open
	06:15 to 07:45	Scrutineering Open
	06:10 to 08:30	Documentation Open
	06:30 to 08:00	Documentation Open
	08:00	Mandatory Competitor Briefing
	08:50	First Car due at MTC 1
	17:30	Approx. Last car at MTC 9
	18:15	Approx. Awards Presentation

SR 17

MSA Steward
Steward

Dave Walton
~~Richard Nel~~
Rob Pike
~~Jim Bowie~~
Jim Bowie
Mark Andrews
Tony Clements

Spectator Safety Officer
Service Area Safety Officer
Spectator Safety Officer
Media Officer

SR23

The MSA Insurance Excess is now £425.


SR29

Event Photographer

Andy Manston of M&H Photography is the Event Official Photographer, MAD Video are the Event Official Videographers

EMERGENCY PHONE NUMBERS

Gary Nicholls	Secretary of the Event	(m)	07895 040441
Marion Nicholls	Entries Secretary	(m)	07738 689838

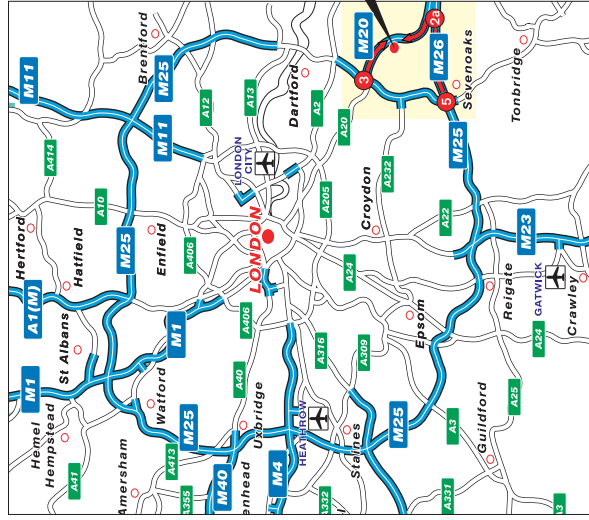


Brands Hatch

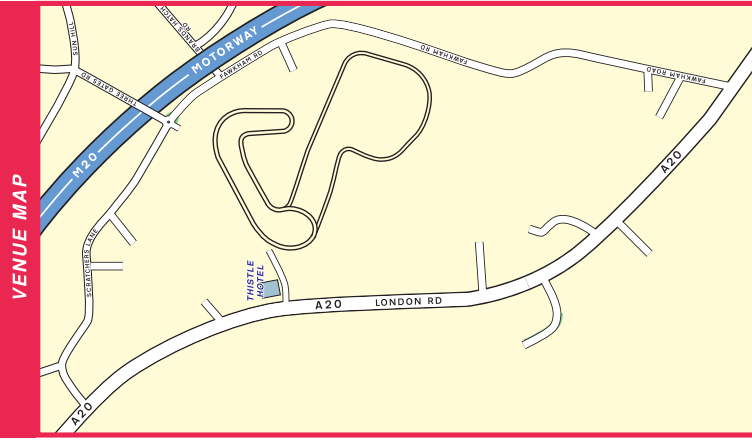
Motorsport Vision Ltd
Brands Hatch
Fawkham
Longfield
Kent
DA3 8NG

Tel: +44 (0)1474 872331
Fax: +44 (0)1474 874766

www.motorsportvision.co.uk



*SEE SECTION DETAIL



London (SE & C)
A20
Dover Channel Tunnel
Maidstone M20

A20 London (SE & C), Lewisham

M25 Junction 3

West Kingsdown A20
Farningham (A225)
Brands Hatch

West Kingsdown A20
Brands Hatch
Dartford A225

M25 TO DARTFORD CROSSING, M11

M20 Junction 1

West Kingsdown A20
Brands Hatch
Dartford A225

West Kingsdown A20
Brands Hatch

West Kingsdown A20
Brands Hatch

West Kingsdown A20
Brands Hatch
Trosley Country Park

London (M20)
West Kingsdown A20
Gravesend (A277)
Wrotham

W Kingsdown A20
Gravesend (A227)
London M20
Swanley Dartford (M25) Tunnel

M20 Junction 2

Dartford Crossing
M25 Stansted (M11)
Bromley (A21)

M25 TO M23, A24, M3

Dover Channel Tnl
Maidstone M26 (M20)
Sevenoaks (A21)

M25 Junction 5

Maidstone Channel Tnl
Dover

Gatwick M23
Heathrow M4
Redhill A25

M20 Junction 3

Maidstone Channel Tunnel
Dover M20
Wrotham A20
Paddock Wood B2016
Gravesend (A227)

M20 Junction 2a

M26 Junction 2a



© Give Way 2007. Tel: 0800 019 0027. OS data. PU 100040256. Crown © 2003.

Directions
Brands Hatch is situated on the A20 near West Kingsdown. Just 3 miles from junction 3 (Swanley) of the M25, it is linked via the A20 to the M20 and M25/26 motorways.

Regular services to Swanley station operate from London Victoria.

Service Area Risk Management

Entrants, competitors and service crew members should be aware of their own and other people's safety and wellbeing, when competing in motor sport.

1. All entrants should have an environmental ground-sheet in place before work commences on the vehicle.
2. All service vehicles should have an environmental spill-kit, for use in the event of liquid spillage. (Competing cars should also carry such a kit.)
3. Fire extinguishers should be readily available at all times when vehicles are to be worked on, particularly in the event of any welding or grinding being carried out and when vehicles are being refuelled.
4. Vehicles should be supported by axle stands, chassis sill stands or ramps, all with recommended base plates, when raised in the air by trolley or any other types of jack. Engines should not be running when the vehicle is raised on stands. No other work on the car should be attempted, when raising or lowering of the car is taking place.
5. If re-fuelling is permitted in the Service Area, this should be the last operation to be carried out before the vehicles leave. The vehicle should be off any support stands, have all four wheels on the ground, have all other work ceased and have no occupants, when re-fuelling commences.
6. Ideally re-fuelling should be by hand pumping, rather than from hand held containers.
7. Spillage of any liquid should be contained immediately by the crew concerned.

A. Storage & Use of Petroleum Spirit

1. Containers should comply with the relevant British Standard, should be marked "Petroleum Spirit-Highly Flammable" and be kept from any source of ignition.
2. All empty containers should be removed from the venue after the event.
3. Petrol is to be used as fuel only, not for any other purpose.
4. All vehicle re-fuelling is to take place in the open air. A "No Smoking" area should be enforced and an operative should be on standby with a fire extinguisher.
5. Refuelling operatives, including those standing by with fire extinguishers, should ensure they are wearing protective clothing, including gloves and eye protection.

B. Hazardous Substances

1. Some vehicle parts, for example brake & clutch linings, contain asbestos. Competitors are encouraged to use non-asbestos substitutes where possible.
2. Where asbestos is used, every effort should be made to prevent dust being released.
3. Some mineral oils may cause skin cancers. Where contact does occur, contamination should be washed off immediately. The wearing of any contaminated clothing should be avoided.
4. Other substances may cause ill health. Suppliers will have information about the possible effects of their products, on request.

C. Electrical Safety

1. All electrical equipment should be maintained in a safe condition.
2. Extension leads & cables should be neoprene, oil resistant flexible cable.
3. All electrical equipment used externally should be weatherproof and tools should be "double" or "all insulated" against electric shock.
4. Electrical equipment and hand tools should not be used where flammable vapours are present.

D. Fire Precautions

1. All competition and service vehicles should carry a suitable fire extinguisher.
2. Special consideration should be made before lighting any cooking appliance.
3. All sources of ignition should be kept away from any fuel store or re-fuelling area.
4. Fire extinguishers should not be moved from their known location, other than when in use.
5. In the event of any fire, a report should be made to the organisers of the event before leaving the venue.
6. All entrants are encouraged to train their personnel in correct fire prevention and treatment procedures.

E. Compressed Air Equipment

1. Air blasts from over inflated tyres can cause severe injury. Tyres should not be inflated above manufacturers' recommendation figures.
2. Always stand clear when inflating tyres.
3. Compressors & air lines should be inspected regularly.
4. Compressed air cylinders should be stored and used to suppliers' recommendations.

F. General Working Practices

1. All working areas should be kept clean & tidy. All waste & spillage should be cleared up immediately, removed by the entrant at the end of the event and disposed of in a responsible manner.
2. Trailing cables & hoses should not be allowed to create a trip hazard and should not be run across access or roadways.
3. Whenever vehicle engines are being run, adequate ventilation must be in place.
4. All safety notices should be complied with.
5. Any personnel carrying out work should ensure that they adopt safe working practices at all times.
6. Service crews and competitors need to be aware of the long periods of exposure to cold, wet or heat, experienced while on location in service areas and dress accordingly.
7. Children under 16 years of age are to be closely supervised and should not leave your designated area unaccompanied. They are children and as such are your responsibility!!

G. Noise

1. Exposure to excessive noise may result in hearing loss, or other complaints. These may be short term, or after prolonged exposure, permanent.
2. Where exposure to noise is unavoidable, ear defenders should be worn.

H. Manual Handling

1. Lifting, carrying and propelling of loads by bodily force is a major cause of industrial injuries. All entrants are encouraged to train their personnel in safe manual handling techniques.

I. Waste

1. Entrants should remove all waste from the venue, including containers, packaging, tyres, oils etc. They must be disposed of it in a responsible manner.

J. Vehicle Safety

1. A 5 mph speed limit should be observed at all times in a Service Area, other than for Emergency Vehicles which may be attending an incident.
2. There may be pedestrians in Service Areas. Special care must be taken in these circumstances, to avoid collisions.
3. The unauthorised use of mopeds, motorcycles, scooters, go-peds, quads etc. are forbidden in Service Areas.
4. Vehicles may only be driven by persons holding valid driving licences for that class of vehicle.

K. First Aid

1. Any person sustaining injury or illness, should seek treatment from the event emergency services, by initially reporting to the Senior Official in charge of the Service Area, who will ensure the appropriate response.

L. Public Safety

1. Entrants and their associated personnel should act in a manner so as not to put either themselves or any other person at risk of injury.

M. Reporting of Accidents & Incidents

1. All accidents where any person sustains injury, or where damage to property occurs, should be reported immediately to the Senior Official in charge of the Service Area.

N. Further Regulations and Information

1. Entrants are reminded of their obligations to comply with the requirements of the appropriate sporting regulations at all times. These Guidance Notes should be read in conjunction with all relevant regulations.

MCJ Brands Hatch
engineering Winter Stages
Saturday 21st January 2017



COMPETITOR VEHICLE PASS

www.brandshatchstages.co.uk

MCJ Brands Hatch
engineering Winter Stages
Saturday 21st January 2017



SERVICE VEHICLE PASS

www.brandshatchstages.co.uk

MCJ Brands Hatch
engineering Winter Stages
Saturday 21st January 2017



AUXILIARY VEHICLE PASS

www.brandshatchstages.co.uk